



WELCO VALVE



**API 603 Corrosion-Resistant Valves
Cast Stainless Steel Gate/Globe/Check**

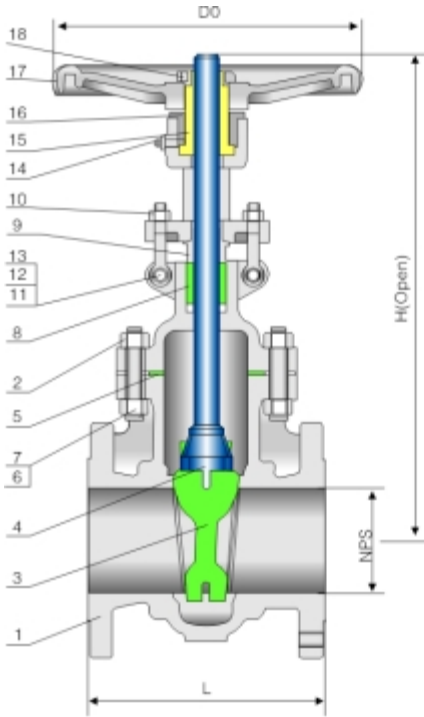
www.cnvalveco.com

Applicable Standards:

- STEEL GATE VALVES, API 603
- STEEL VALVES, ASME B16.34
- FACE TO FACE, ASME B16.10
- END FLANGES, ASME B16.5
- BUTTWELDING ENDS, ASME B16.25
- INSPECTION AND TEST, API 598

Design descriptions:

- FULL PORT DESIGN
- OS&Y, OUTSIDE SCREW AND YOKE
- BB, BOLTED BONNET
- FLEXIBLE WEDGE, FULLY GUIDED
- CHOICE OF SOLID OR SPLIT WEDGE
- SEAT RINGS INTEGRAL WITH BODY
- FORGED T-HEAD STEM
- RISING STEM AND NON-RISING HAND WHEEL
- FLANGED OR BUTTWELDING ENDS
- AVAILABLE WITH BG OPERATOR



Materials of parts

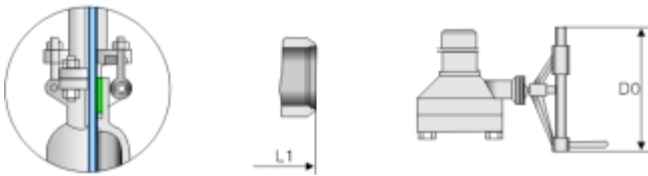
No	Part Name	ASTM Materials		
		18Cr-18Ni	18Cr-9Ni-2Mo	17Cr-9Ni-2Mo
1	Body	A351-CF8	A351-CF8M	A351-CF3M
2	Bonnet	A351-CF8	A351-CF8M	A351-CF3M
3	Wedge	A351-CF8	A351-CF8M	A351-CF3M
4	Stem	A182-F304	A182-F316	A182-F316L
5	Bonnet Gasket ¹⁾	Graphite+304	Graphite+316	Graphite+316L
6	Bonnet Stud	A193-B8	A193-B8M	A193-B8M
7	Bonnet Stud Nut	A194-8	A194-8M	A194-8M
8	Packing ²⁾	Graphite		
9	Gland	A276-304	A276-316	A276-316L
10	Gland Flange	A351-CF8	A351-CF8M	A351-CF8M
11	Eyebolt Pin	A276-304	A276-316	A276-316
12	Eyebolt	A193-B8	A193-B8	A193-B8
13	Eyebolt Nut	A194-8	A194-8	A194-8
14	Grease Fitting	Carbon steel Ni Plated		
15	Yokesleeve	Aluminum-Bronze ³⁾		
16	Yokesleeve Jam Nut	A276-304		
17	Handwheel	Malleable Iron		
18	Handwheel Nut	Carbon Steel		

Note: 1) Spiral wound construction, teflon optional

2) Teflon optional.

3) Ductile Ni-resist optional.

4) Wedge and seat (integral with body) may either be solid facing material or a base material equal to or better than the body/ bonnet material with facing as shown.



Dimensional datas

NPS DN	1/2	3/4	1	1 1/2	2	2 1/2	3	4	6	8	10	12	14	16	in	
	15	20	25	40	50	65	80	100	150	200	250	300	350	400	mm	
ANSI Class 150Lb																
L (RF)	4.25	4.62	5.00	6.50	7.00	7.50	8.00	9.00	10.50	11.50	13.00	14.00	15.00	16.00	in	
	108	117	127	165	178	190	203	229	267	292	330	356	381	406	mm	
L1 (BW)	4.25	4.62	5.50	7.00	7.50	8.00	8.50	9.50	11.00	12.00	13.50	14.50	15.50	16.50	in	
	108	117	140	178	191	203	216	242	280	305	343	369	394	419	mm	
H (open)	8.25	8.50	9.25	11.75	15.25	17.00	18.88	23.00	30.50	37.62	45.50	53.12	59.38	67.00	in	
	210	215	235	300	386	434	480	584	765	956	1149	1350	1508	1703	mm	
D0	4	4	6	6	8	8	10	12	12	14	16	18	20	22	in	
	100	100	140	140	200	200	250	300	300	350	400	450	500	550	mm	
WT(kg)	3	3.5	5.5	9.2	15	21	27	42	64.5	101	149	221	303	387	BW	
	2.5	3	4	8	12.5	15	21.5	34	58	90	130.5	207	275	355	RF/RTJ	

API 603 Corrosion-Resistant Valves Cast Stainless Steel Gate Valves 300Lb/600Lb

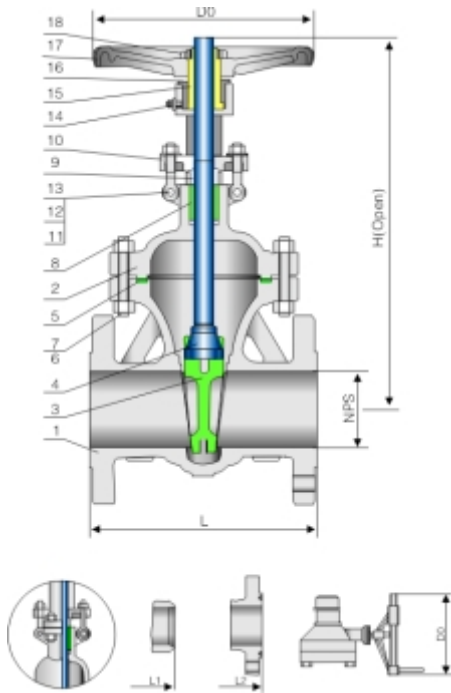


Applicable Standards:

- STEEL GATE VALVES, API 603
- STEEL VALVES, ASME B16.34
- FACE TO FACE, ASME B16.10
- END FLANGES, ASME B16.5
- BUTTWELDING ENDS, ASME B16.25
- INSPECTION AND TEST, API 598

Design descriptions:

- FULL PORT DESIGN
- OS&Y, OUTSIDE SCREW AND YOKE
- BB, BOLTED BONNET
- FLEXIBLE WEDGE, FULLY GUIDED
- CHOICE OF SOLID OR SPLIT WEDGE
- SEAT RINGS INTEGRAL WITH BODY
- FORGED T-HEAD STEM
- RISING STEM AND NON-RISING HAND WHEEL
- FLANGED OR BUTTWELDING ENDS
- AVAILABLE WITH BG OPERATOR



Materials of parts

No	Part Name	ASTM Materials		
		18Cr-18Ni	18Cr-9Ni-2Mo	17Cr-9Ni-2Mo
1	Body	A351-CF8	A351-CF8M	A351-CF3M
2	Bonnet	A351-CF8	A351-CF8M	A351-CF3M
3	Wedge	A351-CF8	A351-CF8M	A351-CF3M
4	Stem	A182-F304	A182-F316	A182-F316L
5	Bonnet Gasket ¹⁾	Graphite+304	Graphite+316	Graphite+316L
6	Bonnet Stud	A193-B8	A193-B8M	A193-B8M
7	Bonnet Stud Nut	A194-8	A194-8M	A194-8M
8	Packing ²⁾	Graphite		
9	Gland	A276-304	A276-316	A276-316L
10	Gland Flange	A351-CF8	A351-CF8M	A351-CF8M
11	Eyebolt Pin	A276-304	A276-316	A276-316
12	Eyebolt	A193-B8	A193-B8	A193-B8
13	Eyebolt Nut	A194-8	A194-8	A194-8
14	Grease Fitting	Carbon steel Ni Plated		
15	Yokesleeve	Aluminum-Bronze ³⁾		
16	Yokesleeve Jam Nut	A276-304		
17	Handwheel	Malleable Iron		
18	Handwheel Nut	Carbon Steel		

Note: 1) Spiral wound construction, teflon optional

2) Teflon optional.

3) Ductile Ni-resist optional.

4) Wedge and seat (integral with body) may either be solid facing material or a base material equal to or better than the body/ bonnet material with facing as shown.

Dimensional datas of ANSI Class 300Lb

NPS DN	1/2	3/4	1	1 1/2	2	2 1/2	3	4	6	8	10	12	14	16	in
	15	20	25	40	50	65	80	100	150	200	250	300	350	400	mm
L/L1 (RF/BW)	5.50	6.00	6.50	7.50	8.50	9.50	11.12	12.00	15.88	16.50	18.00	19.75	30.00	33.00	in
	140	152	165	190	216	241	283	305	403	419	457	502	762	838	mm
L2 (RTJ)	-	-	-	-	9.12	10.12	11.75	12.62	16.50	17.12	18.62	20.38	30.62	33.62	in
	-	-	-	-	232	257	298	321	419	435	473	518	778	854	mm
H (open)	6.34	6.42	7.72	9.88	16.12	17.88	20.00	24.00	31.75	39.38	47.62	55.75	62.25	67.88	in
	161	163	196	251	410	453	509	612	805	1000	1210	1415	1580	1725	mm
D0	4	4	6	6	8	8	10	10	14	16	18	20	22	22	in
	100	100	140	140	200	200	250	250	350	400	450	500	550	550	mm
WT(kg)	3.3	4	6.5	10.5	20	30	43	61	123	179	276	413	585	813	BW
	2.7	3.5	4.7	8.5	14.5	22.5	33	45.5	97	140	219	334	484	689	RF/RTJ

Dimensional datas of ANSI Class 600Lb

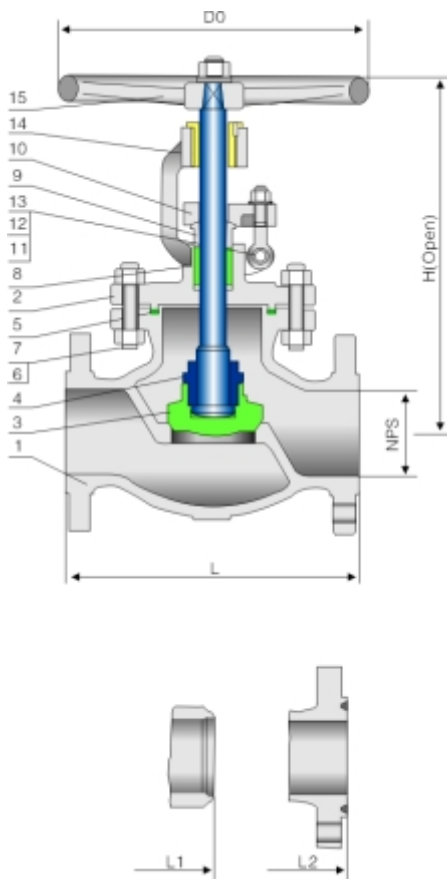
NPS DN	1/2	3/4	1	1 1/2	2	2 1/2	3	4	6	8	10	12	14	16	in
	15	20	25	40	50	65	80	100	150	200	250	300	350	400	mm
L (RF)	6.50	7.50	8.50	9.50	11.50	13.00	14.00	17.00	22.00	26.00	31.00	33.00	35.00	39.00	in
	165	190	216	241	292	330	356	432	559	660	787	838	889	991	mm
L1 (BW)	-	-	-	-	11.62	13.12	14.12	17.12	22.12	26.12	31.12	33.12	35.12	39.12	in
	-	-	-	-	295	333	359	435	562	664	791	841	892	994	mm
H (open)	6.34	6.42	7.72	9.88	16.50	18.76	20.38	25.50	33.00	40.38	48.38	57.00	62.00	70.62	in
	161	163	196	251	418	476	518	646	840	1025	1230	1450	1575	1795	mm
D0	4	6	6	8	8	10	10	12	18	20	24	24	24	24	in
	100	140	140	200	200	250	250	300	450	500	600	600	600	600	mm
WT(kg)	4.5	5.5	8.5	16.5	32	46	59	99	151	348	540	789	1103	1359	BW
	3.7	4.2	6.5	9.5	26	37	47	74	111	275	418	647	935	1098	RF/RTJ

Applicable Standards:

- STEEL GLOBE VALVES, API 603
- STEEL VALVES, ASME B16.34
- FACE TO FACE, ASME B16.10
- END FLANGES, ASME B16.5
- BUTTWELDING ENDS, ASME B16.25
- INSPECTION AND TEST, API 598

Design descriptions:

- STRAIGHT PATTERN BODY DESIGN
- OS&Y, OUTSIDE SCREW AND YOKE
- BB, BOLTED BONNET
- YOKE INTEGRAL WITH BONNET
- RISING STEM AND HANDWHEEL
- LOOSE DISC, CHOICE PLUG OR BALL
- SEAT RINGS INTEGRAL WITH BODY
- IMPACT HANDWHEEL FOR 10" & ABOVE
- HORIZONTAL SERVICE
- FLANGED OR BUTTWELDING ENDS
- AVAILABLE WITH BG OPERATOR



Materials of parts

No	Part Name	ASTM Materials		
		18Cr-18Ni	18Cr-9Ni-2Mo	17Cr-9Ni-2Mo
1	Body	A351-CF8	A351-CF8M	A351-CF3M
2	Bonnet	A351-CF8	A351-CF8M	A351-CF3M
3	Disc	A351-CF8	A351-CF8M	A351-CF3M
4	Stem	A182-F304	A182-F316	A182-F316L
5	Bonnet Gasket ¹⁾	Graphite+304	Graphite+316	Graphite+316L
6	Bonnet Stud	A193-B8	A193-B8M	A193-B8M
7	Bonnet Stud Nut	A194-8	A194-8M	A194-8M
8	Packing ²⁾	Graphite		
9	Gland	A276-304	A276-316	A276-316L
10	Gland Flange	A351-CF8	A351-CF8M	A351-CF8M
11	Eyebolt Pin	A276-304	A276-316	A276-316
12	Eyebolt	A193-B8	A193-B8	A193-B8
13	Eyebolt Nut	A194-8	A194-8	A194-8
14	Yokesleeve	Aluminum-Bronze ³⁾		
15	Handwheel	Malleable Iron		

Note: 1) Spiral wound construction, teflon optional

2) Teflon optional.

3) Ductile Ni-resist optional.

4) Disc and seat (integral with body) may either be solid facing material or a base material equal to or better than the body/bonnet material with facing as shown

Dimensional datas

NPS DN	1/2	3/4	1	1 1/2	2	2 1/2	3	4	6	8	10	12	14	16	in	
	15	20	25	40	50	65	80	100	150	200	250	300	350	400	mm	
ANSI Class 150Lb																
L/L1 (RF/BW)	4.25	4.62	5.00	6.50	8.00	8.50	9.50	11.50	16.00	19.50	24.50	27.50	31.00	36.00	in	
	108	117	127	165	203	216	241	292	406	495	622	698	787	914	mm	
L2 (RTJ)	-	-	-	-	8.50	9.00	10.00	12.00	16.50	20.00	25.00	28.00	31.50	36.50	in	
	-	-	-	-	216	229	254	305	419	508	635	711	800	927	mm	
H (open)	7.00	7.5	8.25	9.25	15.00	21.00	17.50	20.25	22.00	24.25	32.00	35.88	48.38	57.00	in	
	180	190	210	235	380	535	445	515	560	615	815	910	1230	1450	mm	
D0	4	4	4	6	7	10	11	11	13	13	16	18	20	24	in	
	100	100	100	140	180	240	280	280	320	320	400	450	500	600	mm	
WT(kg)	3	3.5	4.5	11	18	30	41	64	86	110	280	380	510	740	BW	
	2.5	3	4	8	14	22	33	43	72	88	245	345	450	665	RF/RTJ	

API 603 Corrosion-Resistant Valves Cast Stainless Steel Globe Valves 300Lb/600Lb

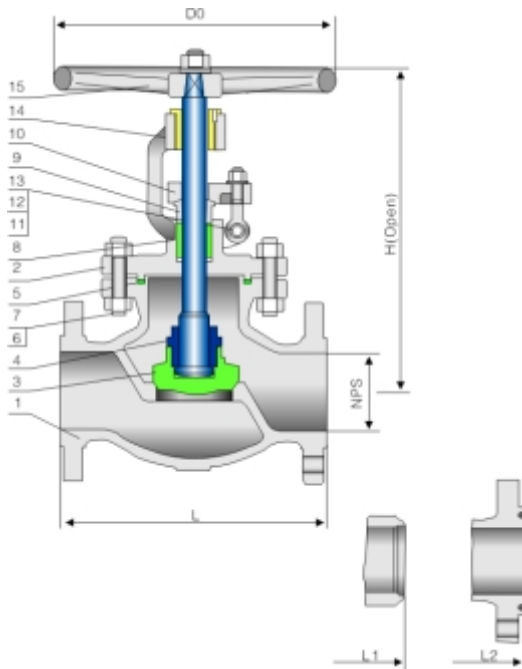


Applicable Standards:

- STEEL GLOBE VALVES, API 603
- STEEL VALVES, ASME B16.34
- FACE TO FACE, ASME B16.10
- END FLANGES, ASME B16.5
- BUTTWELDING ENDS, ASME B16.25
- INSPECTION AND TEST, API 598

Design descriptions:

- STRAIGHT PATTERN BODY DESIGN
- OS&Y, OUTSIDE SCREW AND YOKE
- BB, BOLTED BONNET
- YOKE INTEGRAL WITH BONNET
- RISING STEM AND HANDWHEEL
- LOOSE DISC, CHOICE PLUG OR BALL
- SEAT RINGS INTEGRAL WITH BODY
- IMPACT HANDWHEEL FOR 10" & ABOVE
- HORIZONTAL SERVICE
- FLANGED OR BUTTWELDING ENDS
- AVAILABLE WITH BG OPERATOR



Materials of parts

No	Part Name	ASTM Materials		
		18Cr-18Ni	18Cr-9Ni-2Mo	17Cr-9Ni-2Mo
1	Body	A351-CF8	A351-CF8M	A351-CF3M
2	Bonnet	A351-CF8	A351-CF8M	A351-CF3M
3	Disc	A351-CF8	A351-CF8M	A351-CF3M
4	Stem	A182-F304	A182-F316	A182-F316L
5	Bonnet Gasket ¹⁾	Graphite+304	Graphite+316	Graphite+316L
6	Bonnet Stud	A193-B8	A193-B8M	A193-B8M
7	Bonnet Stud Nut	A194-8	A194-8M	A194-8M
8	Packing ²⁾	Graphite		
9	Gland	A276-304	A276-316	A276-316L
10	Gland Flange	A351-CF8	A351-CF8M	A351-CF8M
11	Eyebolt Pin	A276-304	A276-316	A276-316
12	Eyebolt	A193-B8	A193-B8	A193-B8
13	Eyebolt Nut	A194-8	A194-8	A194-8
14	Yokesleeve	Aluminum-Bronze ³⁾		
15	Handwheel	Malleable Iron		

Note: 1) Spiral wound construction, teflon optional

2) Teflon optional.

3) Ductile Ni-resist optional.

4) Disc and seat (integral with body) may either be solid facing material or a base material equal to or better than the body/bonnet material with facing as shown

Dimensional datas of ANSI Class 300Lb

NPS DN	1/2	3/4	1	1 1/2	2	2 1/2	3	4	6	8	10	12	14	16	in
	15	20	25	40	50	65	80	100	150	200	250	300	350	400	mm
L/L1 (RF/BW)	6.00	7.00	8.00	9.00	10.50	11.50	12.50	14.00	17.50	22.00	24.50	28.00	-	-	in
	152	178	203	229	267	292	318	356	444	559	622	711	-	-	mm
L2 (RTJ)	-	-	-	-	11.12	12.12	13.12	14.62	18.12	22.62	25.12	28.62	-	-	in
	-	-	-	-	282	308	333	371	460	575	638	727	-	-	mm
H (open)	7.00	7.50	8.25	9.25	16.75	19.00	19.88	22.50	25.25	33.25	35.50	38.62	-	-	in
	180	190	210	235	425	485	505	570	640	845	900	980	-	-	mm
D0	4	4	4	6	8	10	11	13	16	18	20	24	-	-	in
	100	100	100	140	200	240	280	320	400	450	500	600	-	-	mm
WT(kg)	4	4.5	6	15	25	32	38	56	96	150	360	550	-	-	BW
	3	3.5	5	12	20	22	27	41	75	117	310	492	-	-	RF/RTJ

Dimensional datas of ANSI Class 600Lb

NPS DN	1/2	3/4	1	1 1/2	2	2 1/2	3	4	6	8	10	12	14	16	in
	15	20	25	40	50	65	80	100	150	200	250	300	350	400	mm
L/L1 (RF/BW)	6.50	7.50	8.50	9.50	11.50	13.00	14.00	17.00	22.00	26.00	31.00	33.00	-	-	in
	165	190	216	241	292	330	356	432	559	660	787	838	-	-	mm
L2 (RTJ)	-	-	-	-	11.62	13.12	14.12	17.12	22.12	26.12	31.12	33.12	-	-	in
	-	-	-	-	295	333	359	435	562	663	790	841	-	-	mm
H (open)	7.25	7.62	9.00	11.00	17.50	19.75	21.00	24.50	29.50	36.50	44.88	53.12	-	-	in
	185	195	230	280	445	502	533	622	750	927	11.40	1350	-	-	mm
D0	4	4	6	5	10	11	13	16	18	20	24	24	-	-	in
	100	100	140	200	240	280	320	400	450	500	600	600	-	-	mm
WT(kg)	6	8	14	23	35	50	60	110	230	410	770	1140	-	-	BW
	4.8	6.2	9.5	16.5	27	34	42	84	192	350	680	1030	-	-	RF/RTJ

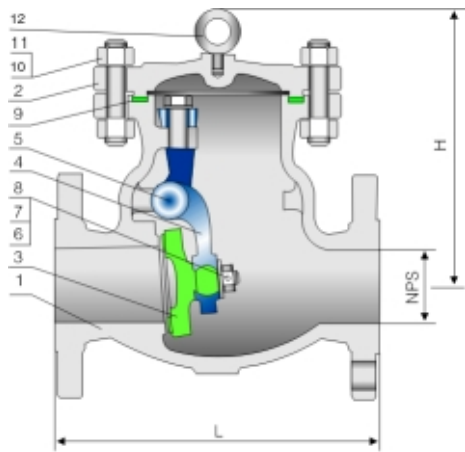
Applicable Standards:

- STEEL CHECK VALVES, API 603
- STEEL VALVES, ASME B16.34
- FACE TO FACE, ASME B16.10
- END FLANGES, ASME B16.5
- BUTTWELDING ENDS, ASME B16.25
- INSPECTION AND TEST, API 598

Design descriptions:

- BC, BOLTED COVER
- SWING TYPE, ANTI-ROTATION DISC
- SEAT RINGS INTEGRAL WITH BODY
- NON-PENETRATE DISC SHAFT
- HORIZONTAL OR VERTICAL SERVICE
- FLANGED OR BUTTWELDING ENDS

Materials of parts

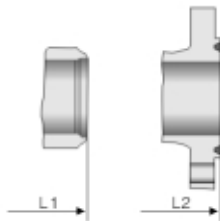


No	Part Name	ASTM Materials		
		18Cr-18Ni	18Cr-9Ni-2Mo	17Cr-9Ni-2Mo
1	Body	A351-CF8	A351-CF8M	A351-CF3M
2	Cover	A351-CF8	A351-CF8M	A351-CF3M
3	Disc	A351-CF8	A351-CF8M	A351-CF3M
4	Hinge	A351-CF8	A351-CF8M	A351-CF3M
5	Hinge Pin	A276-304	A276-316	A276-316L
6	Disc Washer	A276-304	A276-316	A276-316L
7	Disc Nut	A193-B8	A193-B8M	A193-B8M
8	Disc Nut Pin	A276-304	A276-316	A276-316L
9	Bonnet Gasket ¹⁾	Graphite+304	Graphite+316	Graphite+316L
10	Bonnet Stud	A193-B8	A193-B8M	A193-B8M
11	Bonnet Stud Nut	A194-8	A194-8M	A194-8M
12	Eyebolt ²⁾	A194-8	A194-8	A194-8

Note:1) Spiral wound construction, teflon optional

2) Nps 6" & larger

3) Disc and seat (integral with body) may either be solid facing material or a base material equal to or better than body/bonnet material with facing as shown.



Dimensional datas

NPS DN	1/2	3/4	1	1 1/2	2	2 1/2	3	4	6	8	10	12	14	16	18	20	24	26	in
	15	20	25	40	50	65	80	100	150	200	250	300	350	400	450	500	600	650	mm
ANSI Class 150Lb																			
L/L1 (RF/BW)	4.25	4.62	5.00	6.50	8.00	8.50	9.50	11.50	14.00	19.50	24.50	27.50	31.00	34.00	38.50	38.50	51.00	-	in
	108	117	127	165	203	216	241	292	356	495	622	699	787	864	978	978	1295	-	mm
L2 (RTJ)	-	-	-	-	8.50	9.00	10.00	12.00	14.50	20.00	25.00	28.00	31.50	34.50	39.00	39.00	51.50	-	in
	-	-	-	-	216	229	254	305	368	508	635	711	800	876	991	991	1308	-	mm
H	3.12	3.38	3.88	4.38	6.00	6.50	6.88	8.00	11.50	13.88	15.38	17.00	18.75	20.62	22.88	24.62	34.75	-	in
	80	85	100	110	152	165	175	204	293	353	390	432	475	525	582	627	883	-	mm
WT(kg)	2.5	3.5	5	7.5	14	20	25	40	71	118	177	263	353	542	632	855	970	-	BW
	2	3	3.5	5.5	10	12	17	29	57	96	143	227	295	468	552	755	831	-	RF/RTJ

API 603 Corrosion-Resistant Valves Cast Stainless Steel Swing Check Valves 300Lb/600Lb

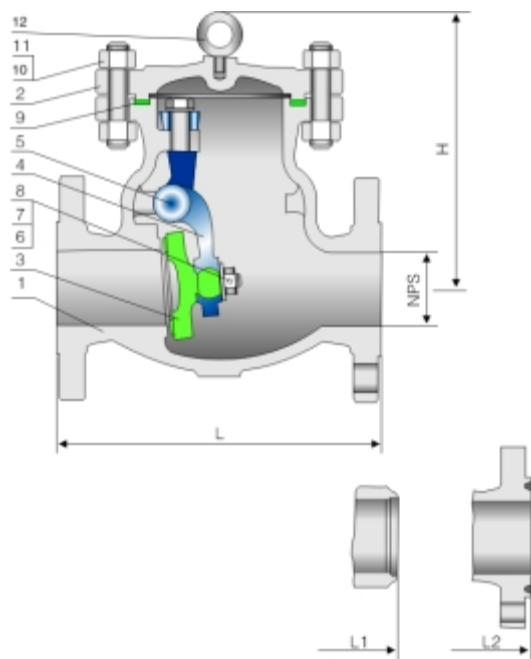


Applicable Standards:

- STEEL CHECK VALVES, API 603
- STEEL VALVES, ASME B16.34
- FACE TO FACE, ASME B16.10
- END FLANGES, ASME B16.5
- BUTTWELDING ENDS, ASME B16.25
- INSPECTION AND TEST, API 598

Design descriptions:

- BC, BOLTED COVER
- SWING TYPE, ANTI-ROTATION DISC
- SEAT RINGS INTEGRAL WITH BODY
- NON-PENETRATE DISC SHAFT
- HORIZONTAL OR VERTICAL SERVICE
- FLANGED OR BUTTWELDING ENDS



Materials of parts

No	Part Name	ASTM Materials		
		18Cr-18Ni	18Cr-9Ni-2Mo	17Cr-9Ni-2Mo
1	Body	A351-CF8	A351-CF8M	A351-CF3M
2	Cover	A351-CF8	A351-CF8M	A351-CF3M
3	Disc	A351-CF8	A351-CF8M	A351-CF3M
4	Hinge	A351-CF8	A351-CF8M	A351-CF3M
5	Hinge Pin	A276-304	A276-316	A276-316L
6	Disc Washer	A276-304	A276-316	A276-316L
7	Disc Nut	A193-B8	A193-B8M	A193-B8M
8	Disc Nut Pin	A276-304	A276-316	A276-316L
9	Bonnet Gasket ¹⁾	Graphite+304	Graphite+316	Graphite+316L
10	Bonnet Stud	A193-B8	A193-B8M	A193-B8M
11	Bonnet Stud Nut	A194-8	A194-8M	A194-8M
12	Eyebolt ²⁾	A194-8	A194-8	A194-8

Note:1) Spiral wound construction, teflon optional

2) Nps 6" & larger

3) Disc and seat (integral with body) may either be solid facing material or a base material equal to or better than body/bonnet. Material with facing as shown.

Dimensional datas of ANSI Class 300Lb

NPS DN	2/1	3/4	1	1 1/2	2	2 1/2	3	4	6	8	10	12	14	16	18	20	24	26	in mm
	15	20	25	40	50	65	80	100	150	200	250	300	350	400	450	500	600	650	
L/L1 (RF/BW)	6.00	7.00	8.00	9.00	10.50	11.50	12.50	14.00	17.50	21.00	24.50	28.00	33.00	34.00	38.50	40.00	53.00	-	in
	152	178	203	229	267	292	318	356	445	533	622	711	838	864	978	1016	1346	-	mm
L2 (RTJ)	-	-	-	-	11.12	12.12	13.12	14.62	18.12	21.62	25.12	28.62	33.62	34.62	39.12	40.75	53.88	-	in
	-	-	-	-	283	308	333	371	460	549	638	727	854	879	994	1035	1368	-	mm
H	3.12	3.38	3.88	4.38	6.00	6.50	6.88	8.00	11.50	13.88	15.38	17.00	18.75	20.62	22.88	24.62	34.75	-	in
	80	85	100	110	152	165	175	204	293	353	390	432	457	525	582	627	883	-	mm
wt(kg)	3	4	6	10	16	23	29	46	82	136	204	302	405	625	730	985	1115	-	RF/RTJ
	2.5	3.5	5	7	11	13	18	31	61	103	155	245	315	503	593	812	895	-	BW

Dimensional datas of ANSI Class 600Lb

NPS DN	2/1	3/4	1	1 1/2	2	2 1/2	3	4	6	8	10	12	14	16	18	20	24	26	in mm
	15	20	25	40	50	65	80	100	150	200	250	300	350	400	450	500	600	650	
L/L1 (RF/BW)	6.50	7.50	8.50	9.50	11.50	13.00	14.00	17.00	22.00	26.00	31.00	33.00	35.00	39.00	43.00	47.00	55.00	-	in
	165	190	216	241	292	330	356	432	559	660	787	838	889	991	1092	1194	1397	-	mm
L2 (RTJ)	-	-	-	-	11.62	13.12	14.12	17.12	22.12	26.12	31.12	33.12	35.12	39.12	43.12	47.25	55.38	-	in
	-	-	-	-	295	333	359	435	562	664	791	841	892	994	1095	1200	1407	-	mm
H	3.38	3.50	4.50	5.50	7.50	8.00	8.75	10.00	14.50	17.50	19.25	21.38	23.38	25.75	28.75	31.00	43.50	-	in
	85	90	115	140	190	205	222	255	368	445	490	540	595	655	730	785	11305	-	mm
wt(kg)	5.5	7.5	12	15	24	35	44	70	125	207	310	460	615	945	1105	1495	1695	-	RF/RTJ
	4	6	8	12.5	16	19	26	44	87	147	220	350	452	720	845	1160	1280	-	BW